

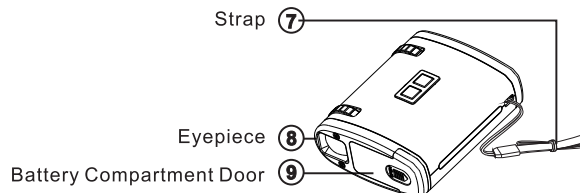
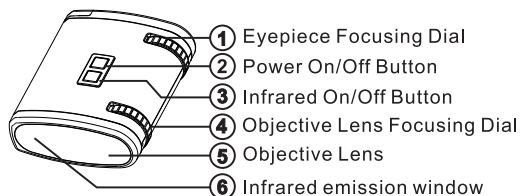
CARSON®

miniAura™ NV-200

Digital Night Vision Monocular

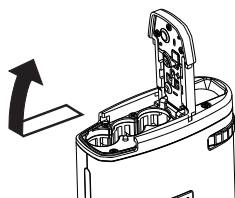


Parts

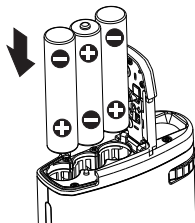


Installing Batteries

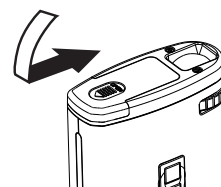
1) Open battery compartment door



2) Insert 3 AAA size batteries (we recommend alkaline), matching the polarities as indicated

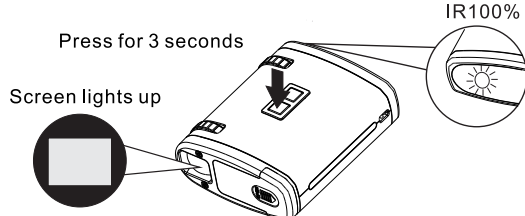


3) Close battery compartment door

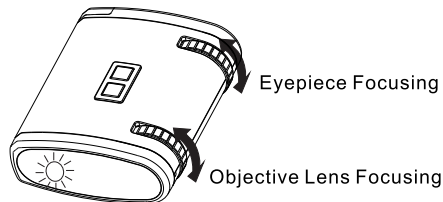


Using the NV-200

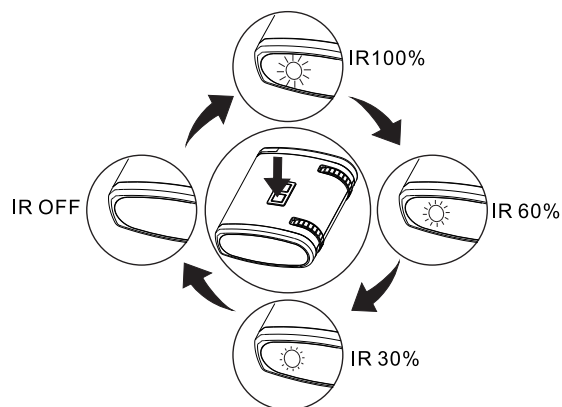
1) Switching On



2) Focusing




3) Choosing IR intensity – Press button once to cycle through




4) Switching Off

Press for 3 seconds



5) Automatic Power Off

Automatic power off in 5 mins



Specifications

1. Objective
● Focal Length: $f=13.5$
● Aperture: F1.6
● Field of View: 19°

2. Eyepiece
● Dioptic Compensation: $-4.0 \sim +2.0$ D

3. Weight: 58g (without Battery)

⚠ WARNING: Do not use the Night Vision Monocular under direct sunlight. This may damage the electronics inside. Remove the batteries from the nightscope when it is not in use for long periods of time. It is normal for the nightscope to get warm when using it for prolonged periods of time.

For technical support please call us toll-free at 1-800-967-8427.